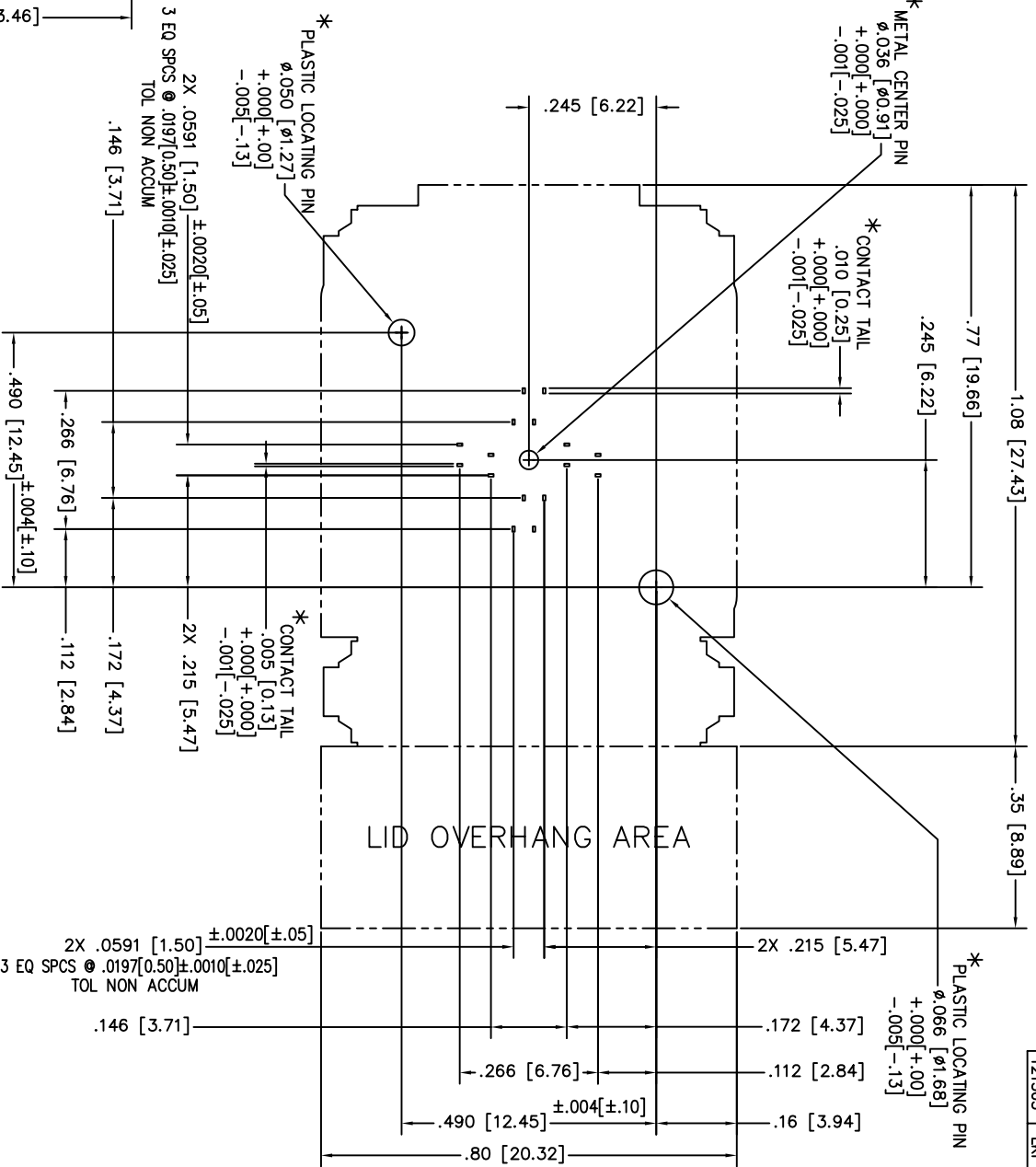
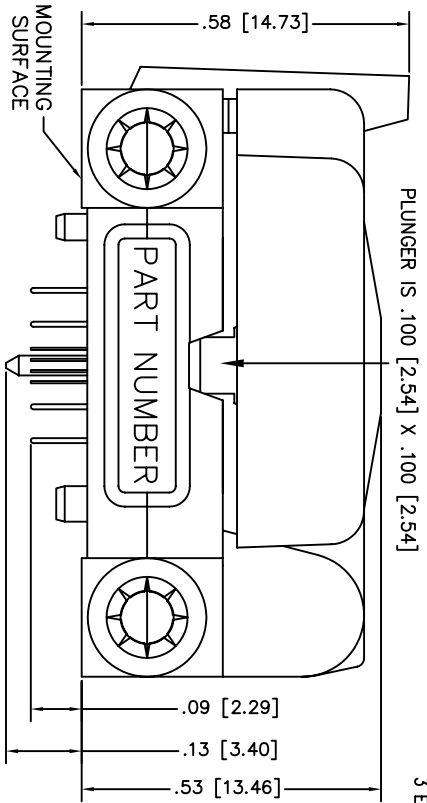
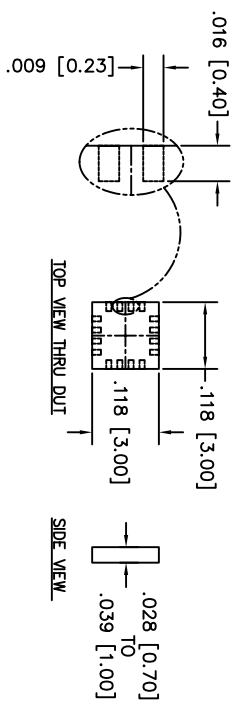
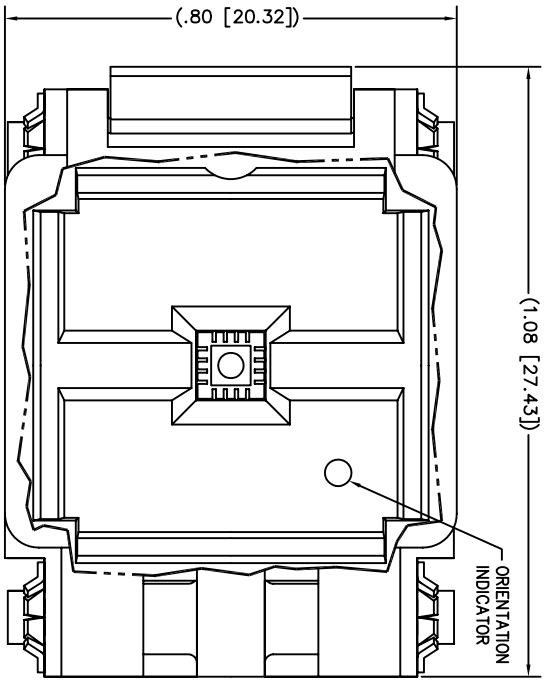


NOTE : * DIMENSIONS OF SOCKET FEATURES SHOWN.
 BOARD DESIGNER SHOULD SELECT APPROPRIATE HOLE
 SIZES TO PROVIDE A SLIP FIT FOR THESE FEATURES.



FOOTPRINT AS VIEWED FROM TOP OF SOCKET

THIS DRAWING IS SUBJECT TO CHANGE WITHOUT
 NOTICE. PLEASE REQUEST A CURRENT DRAWING
 WHEN LAYING OUT BOARDS.

FEATURES - K
 = OFFSET CONTACT

UNLESS OTHERWISE SPECIFIED
 XXX = ±.003 SURFACE
 XX = ±.010 FINISH
 X = ±.020
 ANGLE = 45°
 ALL DIM ARE IN INCHES
 ALL DIM (XX) ARE MILLIMETERS
 REMOVE ALL BURS AND
 SHARP EDGES

SCALE	NONE	DATE
DWN	LKI	121505
CHK		
ENGR		
APP'D		

SIZE	C	SH
DWG NO.	16QN50K23030	1/1
PART NUMBER	16QN50K23030	
TITLE	QFN SOCKET; 3 x 3mm, 0.50mm-PITCH; 16 CONTACTS PLUS CENTER PIN; THRU-HOLE	



DATE	INT
121505	LKI